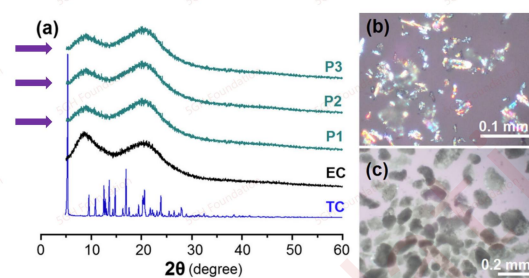


## Reused Spectra on 10.1007/s10570-017-1498-0

Reused spectra are observed on the article [1], including: XRD patterns in Figure 6, as well as infrared spectra in Figure 7.

### 10.1007/s10570-017-1498-0, Reused Spectra

5GH Foundation

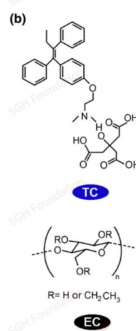
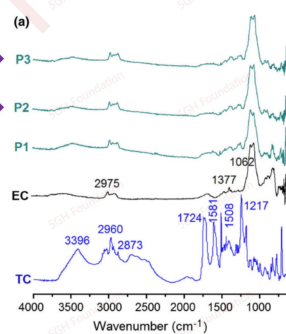


**Fig. 6** a Physical status of the raw particles (EC and TC) and their electrospayed products (P1, P2, and P3). b, c Polarized optical microscopic images of the raw TC and EC particles, respectively. (Color figure online)

### 10.1007/s10570-017-1498-0, Reused Spectra

5GH Foundation

**Fig. 7** The compatibility between EC and TC within their electrospayed products. a ATR-FTIR spectra of the raw materials (EC and TC) and their electrospayed products (P1, P2, and P3); b the molecular formulas of TC and EC



[1] 10.1007/s10570-017-1498-0

---