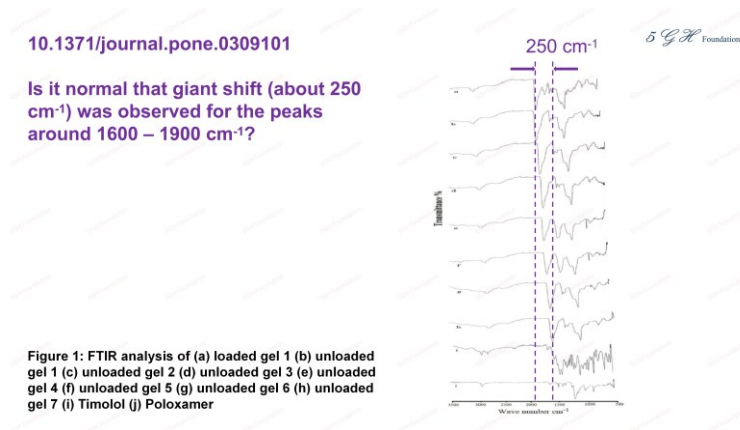


Abnormal Data on 10.1371/journal.pone.0309101

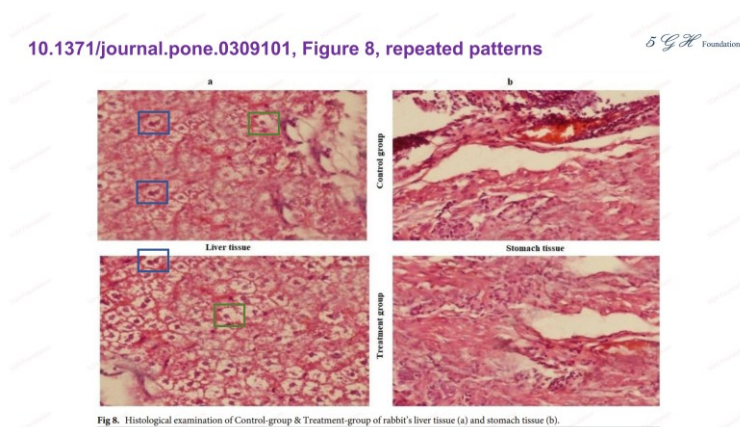
Abnormal data was published on the article [1], with title "Development of Timolol Maleate-Loaded Poloxamer-co-Poly (acrylic acid) based hydrogel for controlled drug delivery", and authored by Raneem Mansoor, Kashif Barkat, Irfan Anjum, Muhammad Aamir, Syed Faisal Badshah, Riaz Ullah, Zafar Iqbal, and Muhammad Ahmer Raza.

(1) Unusual giant shift of the infrared peaks



[Updated 2024.12.25] VR commented: That is not possible in a legitimate IR. The shift is also global for all peaks in these "spectra". This is unphysical. Also, I see that at least "b" and "c" have been duplicated. The noise is pixel-identical.

(2) Repeated patterns were observed on multiple images



10.1371/journal.pone.0309101, Figure 9, repeated patterns

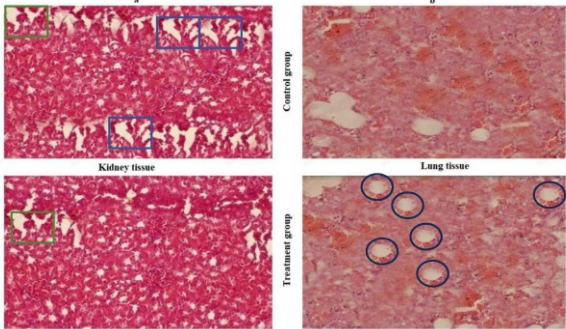


Fig 9. Histological examination of Control-group & Treatment-group of rabbit's kidney tissue (a) and lung tissue (b).

10.1371/journal.pone.0309101, Figure 10, repeated patterns

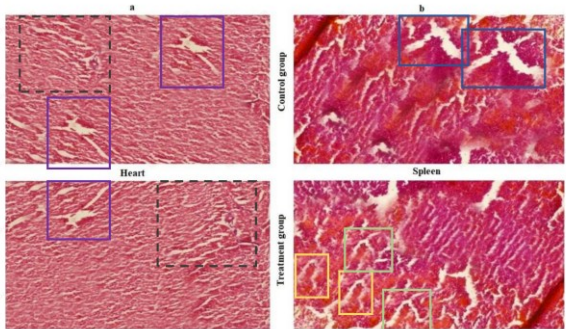


Fig 10. Histological examination of Control-group & Treatment-group of rabbit's Heart tissue (a) and spleen tissue (b).

[1] 10.1371/journal.pone.0309101

This article is licensed to the 5GH Foundation under a CC BY-NC-ND 4.0 International License